



ఆంధ్ర ప్రదేశ్ తూర్పు ప్రాంత విద్యుత్ పంపిణీ సంస్థ
Eastern Power Distribution Company Of Andhra Pradesh Limited
(A Govt. Of A.P.Enterprise & An ISO 9001:2015 & ISO 27001:2013 Certified Company) CIN:U40109AP2000SGC034117

USER GUIDE

To fill the
Online Application Form for the post of
ENERGY ASSISTANTS
(JUNIOR LINEMEN GRADE-II)
IN
EASTERN POWER DISTRIBUTION COMPANY OF
ANDHRA PRADESH LIMITED

- 1) The Candidates are required to visit the website <https://recruitment.apeasternpower.com> and click on **Fill Online Application** for filling the Online Application Form. Read the Notification thoroughly before proceed to fill the Online Application Form.



Eastern power

ఆంధ్ర ప్రదేశ్ తూర్పు ప్రాంత విద్యుత్ పంపిణీ సంస్థ
Eastern Power Distribution Company Of Andhra Pradesh Limited
(A Govt. Of A.P.Enterprise & An ISO 9001:2015 & ISO 27001:2013 Certified Company) CIN:U40109AP2000SGC034117

Home NOTIFICATION **FILL ONLINE APPLICATION** View / Print Submitted Online Application Form User Guide Contact Us


Information
▶ Notification
▶ Important Dates
▶ User Guide

Application
▶ Fill Online Application
▶ View / Print Submitted Online Application Form

Help Desk
▶ Contact Us

News & Alert

- 2) The following screen will appear, go through the prerequisites and keep all the documents ready. Click on [Click here to pay Amount](#). If already paid amount Click on [Click here if amount paid already](#).



ఆంధ్ర ప్రదేశ్ తూర్పు ప్రాంత విద్యుత్ పంపిణీ సంస్థ
Eastern Power Distribution Company Of Andhra Pradesh Limited
(A Govt. Of A.P.Enterprise & An ISO 9001:2015 & ISO 27001:2013 Certified Company) CIN:U40109AP2000SGC034117

Home NOTIFICATION FILL ONLINE APPLICATION View / Print Submitted Online Application Form User Guide Contact Us

Online Application Form

Filling the Online Application Form




Keep the following certificates and details ready as the details are mandatory during filling the Online Application Form:


- ▶ Read all information given in the Detailed Notification, Annexures and instructions given carefully before applying.
- ▶ Application Fee:
 - ▶ Rs. 700.00 (for OC / BC candidates)
 - ▶ Rs. 350.00 (for SC and ST candidates)
- ▶ The application fee can be paid using the payment gateway (Credit Card / Debit Card / Netbanking / UPI).
- ▶ Please keep the application printout and payment receipt with you for reference
- ▶ **Note: It is recommended to use Google Chrome Browser**

[Click here to Pay Amount](#) ←

[Click here if amount paid already](#)


3) You will direct to the following page. Please fill the details and click on **Get OTP** button.

1. Candidate Name (as per SSC or Equivalent) *	:	<input type="text"/>
2. Father Name *	:	<input type="text"/>
3. Gender *	:	--Select-- 
4. Passed SSC/10th class Hall Ticket No *	:	<input type="text"/>
5. Do You have ITI / Intermediate Vocational qualification as per Notification? *	:	<input type="radio"/> Yes <input type="radio"/> No
6. Are You belong to Physically Handicapped Category? * (Candidate should have sound health, active habits and free from any bodily defect or infirmity rendering him unfit for this post)	:	<input type="radio"/> Yes <input type="radio"/> No
7. Are You a Citizen of India? *	:	<input type="radio"/> Yes <input type="radio"/> No
8. Are You a Resident of Andhra Pradesh? * (Candidate shall be resident of Andhra Pradesh as per conditions of Notification)	:	<input type="radio"/> Yes <input type="radio"/> No
9. Community *	:	--Select-- 
10. Date of Birth (as per SSC or Equivalent) * (Age as on 01.07.2021 shall be between 18Years and 35 years for OC candidates, between 18years and 40 years for SC/ST/BC candidates)	:	<input type="text"/>
11. Whether are you working as in-service contract level in AP DISCOMs in the relevant job (O&M relevant work)? * (Age at the time of entry into the organization as Contract Worker shall be between 18Years and 35 years for OC candidates, between 18years and 40 years for SC/ST/BC candidates)	:	--Select-- 
12. Candidate Mobile No *	:	<input type="text"/>

Get OTP 

4) Enter the OTP received on your Mobile, Click on the Check Box by reading the Statement and Click on **Pay Amount**.

Enter OTP Recived on Mobile:	:	<input type="text"/>
Net Amount to be Paid	:	<input type="text"/>
<input checked="" type="checkbox"/> I have gone through the Notification and I agree that I am eligible for the post. Further, I agree that once fee paid is neither refundable nor transferable. I hereby declare that I possess all the qualifications as mentioned in the notification.		

Pay Amount 

- 5) You will direct to the payment gateway page. Select the appropriate payment mode i.e. **Debit card / Credit card / Net banking / UPI** and pay the amount.

The screenshot shows a payment gateway interface. On the left, there is a sidebar with icons and labels for different payment methods: Credit Card, Debit Card, Internet Banking, Wallet/ Cash Cards, QR, and UPI. The 'Credit Card' option is selected, and the page title is 'Pay by Credit Card'. Below the title, there are logos for VISA, MasterCard, Diners Club, and RuPay. The main form contains the following fields: 'Card Number' (with a 'Show ID' button), 'Expiration Date' (split into 'Month' and 'Year' fields), 'CVV/CVC', and 'Card Holder Name'. A prominent yellow 'Make Payment' button is at the bottom, with a 'Cancel' link to its right.


Once the payment is successful, you will direct to the following page and click on **Proceed to Online Application Form Filling.**

The screenshot shows the 'Payment Status' page for Eastern Power Distribution Company Of Andhra Pradesh Limited. The page header includes the company logo and name in Telugu and English, along with its registration details. The main heading is 'Payment Status'. A green box indicates 'Payment Successful'. Below this, there are two input fields: 'Your Payment Reference Id' and 'Your Payment Transaction Id'. A red text note states: 'Important Note :- Please note down Payment reference ID and Payment Transaction ID and also capture the screenshot for future reference.' At the bottom, there is a blue button labeled 'Proceed To Online Application Form Filling', with a red arrow pointing to it from the right.

- 6) You will direct to the Candidate Details page. Fill all the relevant details and click on **Save & Continue** Button.

Candidate Details

*** Mandatory**

Candidate Name* <input style="width: 90%;" type="text"/>		<p style="font-size: small; color: red;">Upload Passportsize photograph & Signature as a single JPG File *(The File should be in .JPG format and File size should be between 10 KB to 50KB)</p> <div style="text-align: center;">  </div> <div style="text-align: center; margin-top: 5px;"> <input type="button" value="Choose file"/> No file chosen </div>
Father's Name* <input style="width: 90%;" type="text"/>	Mobile Number* <input style="width: 90%;" type="text"/>	
Date Of Birth* <input style="width: 90%;" type="text"/>	Age as on 01-07-2021* <input style="width: 90%;" type="text"/>	
Community* <input style="width: 90%;" type="text" value="OC"/>	Marital Status * <input style="width: 90%;" type="text" value="--Select--"/>	
Religion * <input style="width: 90%;" type="text"/>		

Do you belong to Economically Weaker Section (EWS)* <input style="width: 90%;" type="text"/>	
Gender* <input style="width: 90%;" type="text" value="Male"/>	Alternative Mobile Number* <input style="width: 90%;" type="text"/>
E-mailid* <input style="width: 90%;" type="text"/>	Mother Tongue* <input style="width: 90%;" type="text" value="--Select--"/>
Nationality* <input style="width: 90%;" type="text" value="Indian"/>	belongs To* <input style="width: 90%;" type="text" value="Andhra Pradesh"/>
Post Preferred Circle -1* <input style="width: 90%;" type="text" value="--Select Post Preference Circle--"/>	Post Preferred Circle -2* <input style="width: 90%;" type="text" value="--Select Post Preference Circle--"/>
Post Preferred Circle -3* <input style="width: 90%;" type="text" value="--Select Post Preference Circle--"/>	Clear Post Preferred Districts <input type="button" value="Clear Preferences"/>

Exam Center Preference -1* <input style="width: 90%;" type="text" value="--Select Exam Preference--"/>	Exam Center Preference -2* <input style="width: 90%;" type="text" value="--Select Exam Preference--"/>
Exam Center Preference -3* <input style="width: 90%;" type="text" value="--Select Exam Preference--"/>	Clear Preferences <input type="button" value="Clear Preferences"/>
Whether candidate belongs to Sports Quota? * <input style="width: 90%;" type="text" value="--Select--"/>	Whether the Candidate is Working as in-Service contract Level in AP Disconms in the relevent job (O&M related work) <input style="width: 90%;" type="text" value="Yes"/>
How Many places of work experience do you have <input style="width: 90%;" type="text" value="--Select--"/>	

7) You will direct to the Study Details page. Fill all the relevant details* and click on **Next** Button.

Study Details

*** Mandatory**

Class-4*	Mandal Name*	Place /Village*	Name of the School/Enter PRIVATE in case of Private Study*	Year of Pass*
<input type="text" value="- Select District -"/>	<input type="text"/>	<input type="text"/>	<input type="text"/>	<input type="text" value="--Select Year--"/>
Class-5*	Mandal Name*	Place /Village*	Name of the School/Enter PRIVATE in case of Private Study*	Year of Pass*
<input type="text" value="- Select District -"/>	<input type="text"/>	<input type="text"/>	<input type="text"/>	<input type="text" value="--Select Year--"/>
Class-6*	Mandal Name*	Place /Village*	Name of the School/Enter PRIVATE in case of Private Study*	Year of Pass*
<input type="text" value="- Select District -"/>	<input type="text"/>	<input type="text"/>	<input type="text"/>	<input type="text" value="--Select Year--"/>
Class-7*	Mandal Name*	Place /Village*	Name of the School/Enter PRIVATE in case of Private Study*	Year of Pass*
<input type="text" value="- Select District -"/>	<input type="text"/>	<input type="text"/>	<input type="text"/>	<input type="text" value="--Select Year--"/>
Class-8*	Mandal Name*	Place /Village*	Name of the School/Enter PRIVATE in case of Private Study*	Year of Pass*
<input type="text" value="- Select District -"/>	<input type="text"/>	<input type="text"/>	<input type="text"/>	<input type="text" value="--Select Year--"/>
Class-9*	Mandal Name*	Place /Village*	Name of the School/Enter PRIVATE in case of Private Study*	Year of Pass*
<input type="text" value="- Select District -"/>	<input type="text"/>	<input type="text"/>	<input type="text"/>	<input type="text" value="--Select Year--"/>
Class-10*	Mandal Name*	Place /Village*	Name of the School/Enter PRIVATE in case of Private Study*	Year of Pass*
<input type="text" value="- Select District -"/>	<input type="text"/>	<input type="text"/>	<input type="text"/>	<input type="text" value="--Select Year--"/>

Upload Bonafide / Study / Residence Certificates from 4th to 10th Class as a Single PDF file. ***(The File should be in .PDF format and File size should be below 3 MB)**

Are you a Candidate migrated from the state of Telangana to the State of Andhra Pradesh after 2nd June,2014 ? *

ITI / Intermediate Vocational Course Details:

ITI / Intermediate Vocational Course Details*	District*	Mandal Name*
<input type="text" value="--Select--"/>	<input type="text" value="- Select District -"/>	<input type="text"/>
Place / Village*	Name of the College*	Year of Passing*
<input type="text"/>	<input type="text"/>	<input type="text" value="--Select Year--"/>

- 8) You will direct to the Education and Other details page. Fill all the relevant details and click on **Save & Continue** Button.

Education and Other Details

*** Mandatory**

Education Qualifications:

Qualification*	Hall Ticket Number*	Month of Passing*	Year Of Passing*
<input type="text" value="--Select--"/>	<input type="text" value="SSCHTNO12345678"/>	<input type="text" value="--Select--"/>	<input type="text" value="1976"/>
Grade or Marks*	Maximum Marks*	Marks Obtained*	
<input type="text" value="Marks"/>	<input type="text"/>	<input type="text"/>	

Upload SSC or Equivalent Certificate* (The File should be in .JPG format and File size should be between 150 KB to 1 MB)

Qualification*	Hall Ticket Number*	Month of Passing*	Year Of Passing*
<input type="text" value="--Select--"/>	<input type="text"/>	<input type="text" value="--Select--"/>	<input type="text" value="1978"/>
Grade or Marks*	<input type="text" value="--Select--"/>		

Upload ITI / Intermediate Vocational Certificate* (The File should be in .JPG format and File size should be between 150 KB to 1 MB)

Other Details:

Select Native District as Per Study / Residence Certificates from 4th to 10th Class *	Do you claim benefit of age relaxation*	
<input type="text" value="EAST GODAVARI"/>	<input type="text" value="--Select--"/>	
Have You ever been Convicted?*	Have You ever been Involved in Criminal Cases?*	Whether any prosecution / detention/ fine/ conviction/ sentences by any court of law for any offence*
<input type="text" value="--Select--"/>	<input type="text" value="--Select--"/>	<input type="text" value="--Select--"/>
Identification Marks -I*	Identification Marks -II	Aadhaar Number / Aadhaar Enrolment Number*
<input type="text"/>	<input type="text"/>	<input type="text"/>

Present Address:(Address for Correspondance):

House No (or) C/O*	Village/Street/Locality*	Madal/Town/City*
<input type="text"/>	<input type="text"/>	<input type="text"/>
District*	State*	Pin Code*
<input type="text"/>	<input type="text"/>	<input type="text"/>

Permanent Address: Same As Present Address

House No (or) C/O*	Village/Street/Locality*	Madal/Town/City*
<input type="text"/>	<input type="text"/>	<input type="text"/>
District*	State*	Pin Code*
<input type="text"/>	<input type="text"/>	<input type="text"/>

Name of the Two Responsible Persons From whom antecedents can be verified together with their address

Person -I*	Person -I Address*	Person -II*	Person -II Address*
<input type="text"/>	<input type="text"/>	<input type="text"/>	<input type="text"/>

- 9) You will direct to the following page. Verify your details by clicking on **Preview Application** button. If any corrections required in the Application, Click on **Back** button and update the details. After verifying all the details in the Application Form, Click on **AGREE** Check Box and Click on **Submit Application**.

I [] bearing Application No. [] declare that I have gone through the detailed website matter carefully and I ensure that I am eligible for this post. If the particulars furnished in the online application form do not tally with the Original documents produced by me, I will be held responsible and my candidature will be rejected. I declare that I have not at any time been pronounced unfit for Govt./Erstwhile APSEB/ APTRANSKO/ DISCOMs or other services on any ground and that the particulars given in this application are true to the best of my knowledge and belief and understand that the appointment is liable for termination, if proved otherwise.

[Back](#) [Preview Application](#) I AGREE [Submit Application](#)

- 10) The following alert message will be shown. Please verify all your details before proceeding to Submit Application. **Once submitted Application, no modifications will be allowed under any circumstances.** Click on **OK** button to Submit Application or Click on **Cancel** button to modify details.

Dear Candidate, Please verify all your details before proceeding to Submit Application. Click on OK to proceed to Submit Application or Cancel to modify details. once Submitted, no modifications will be allowed under any circumstances.

[OK](#) [Cancel](#)

- 11) The Page will direct to the Print Application screen. Click on **Download Print Application**. A PDF file will be downloaded in to the System. Take the printout of the Filled in Online Application Form. Preserve this Filled in Online Application Form till the completion of Recruitment process.

Print Application

[Download Print Application](#)

END OF DOCUMENT